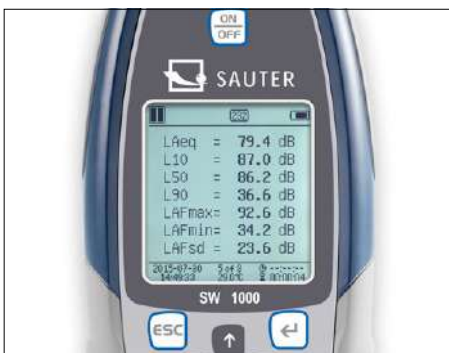


Sound level meter SAUTER SW



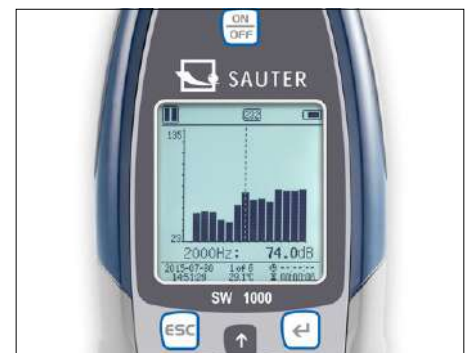
First-class professional Class I, Class II sound level meter



Data logging function with date and time in the device...



... and data transfer using MicroSD (4G) memory card (included in delivery), RS-232 or USB



Different sound pressure levels can be selected, such as, L_{Aeq}, L_cPeak, L_AF, L_AF_{Max}, L_AF_{Min}, SD, SEL, E

Sound level meter SAUTER SW



Features

- Ideal for measurements for workplaces outdoor, e.g. at airports, on building sites, in road traffic etc. with broad access to spectrum thanks to the highly-accurate 24-Bit A/D converter
- **Floating point evaluation** for higher level of accuracy and better stability
- The **optimised analogue frontend switch** reduces the ambient noise and increases the linear measuring range
- A specially-developed algorithm permits a compliant **dynamic range of more than 120 dB!** (SW 1000: > 123 dB; SW 2000: > 122 dB)
- Three profiles and 14 user-defined measurements can be calculated in parallel with different frequency and time weighting
- **LN statistics and display of the graph showing the progression of time**
- **User-defined integral interval measurement** up to a maximum of 24 hours is possible
- **Frequency weighting** (filter) A, B, C, Z
- **Time interval** during measurement: F (fast), S (slow), I (pulse)
- Freely-definable limits for the output of an optical alarm signal
- **Peak hold function** to capture the peak value
- **Octavo function** for targeted sound analysis
- **TRACK function** with graphic display of a measurement

- Calibration mode (with optional calibrator)
- **Trigger mode:** Analogue signal to switch the device on or off with 3.5 mm plug
- **Automatic measurement for timer function** is possible
- **Selectable frequency for recording measurements:** 10, 5, 2 Hz
- **Operating languages:** GB, DE, FR, ES, PT
- **1** Delivery in robust transport case
- **2** Option of fitting a stand on the rear of the housing, 1/4" thread

Technical data

- Applicable standards: IEC61672-1:2014-07, GB/T3785.1-2010
- 1/1 Octavo in accordance with IEC 61260:2014
- 1/2" microphone
- Permissible ambient temperature range -10 °C/50 °C
- Output (direct or alternating current) AC (max 5 VRMS), DC (10 mV/DB)
- Mains operation as standard
- Battery operation, 4x 1.5 V AA, not included, operating time up to 10 h
- Dimensions WxDxH 80x36x300 mm
- Net weight approx. 400 g

Accessories

- **Plug-In for data transfer of measuring data** from the measuring instrument and transfer to a PC, e.g. in Microsoft Excel®, SAUTER AFI-1.0
- **2** Stand, WxDxH 430x90x90 mm, 1250x750x750 mm (moved out), SAUTER SW-A05
- SD-memory card, storage capacity 4 GB, SAUTER SW-A04
- Calibrator for regular adjustment of the sound level meter, SAUTER ASU-01
- **3** **Calibrator for regular adjustment of the sound level meter**, class 1 with 114 dB, as well as testing the linearity of sound level meters
 - Applicable standards: IEC60942:2003 Class 1, ANSI S1.40-1984, GB/T 15173-1994.
 - Output frequency 1 kHz (+/- 0,5 %)
 - Output of acoustic pressure, can be selected at 94 dB or 114 dB (± 0.3 dB)
 - Distortion factor < 2 %
 - Stabilisation time < 10 s
 - Permissible ambient temperature range -10 °C/50 °C
 - The calibrator is designed for 1/2" as well as 1/4" microphones (adapter included in the delivery) in accordance with the IEC 61094-4 standard
 - Battery operation, 2x 1.5 V AA, not standard, operating time up to 40 hours
 - Dimensions WxDxH 70x70x48 mm
 - Net weight approx. 137 g
 - SAUTER BSWA-01
- **Foam windshield**, SAUTER SW-A03

STANDARD





























OPTION



Model	Accuracy class	Measuring range Linear dB	Frequency range kHz	Sensitivity V/Pa	Option	
					DAkKS calibration certificate	Factory calibration certificates
SAUTER					DAkKS KERN	KERN
SW 1000	1	22-136	0,003-20	50 m	963-281	961-281
SW 2000	2	25-136	0,02-12,5	40 m	963-281	961-281

Pictograms

 Adjusting program (CAL): For quick setting of the instrument's accuracy. External adjusting weight required.	 Control outputs (optocoupler, digital I/O): to connect relays, signal lamps, valves, etc.	 Battery operation: Ready for battery operation. The battery type is specified for each device.
 Calibration block: standard for adjusting or correcting the measuring device.	 Analogue interface: to connect a suitable peripheral device for analogue processing of the measurements	 Rechargeable battery pack: rechargeable set.
 Peak hold function: capturing a peak value within a measuring process.	 Statistics: using the saved values, the device calculates statistical data, such as average value, standard deviation etc.	 Mains adapter: 230V/50Hz in standard version for EU. On request GB, AUS or USA version available.
 Scan mode: continuous capture and display of measurements.	 PC Software: to transfer the measurement data from the device to a PC.	 Power supply: Integrated, 230V/50Hz in EU. More standards e.g. GB, AUS or USA on request.
 Push and Pull: the measuring device can capture tension and compression forces.	 Printer: a printer can be connected to the device to print out the measurement data.	 Motorised drive: The mechanical movement is carried out by a electric motor.
 Length measurement: captures the geometric dimensions of a test object or the movement during a test process.	 GLP/ISO record keeping: of measurement data with date, time and serial number. Only with SAUTER printers	 Motorised drive: The mechanical movement is carried out by a synchronous motor (stepper).
 Focus function: increases the measuring accuracy of a device within a defined measuring range.	 Measuring units: Weighing units can be switched to e.g. non-metric at the touch of a key. Please refer to website for more details.	 Fast-Move: the total length of travel can be covered by a single lever movement.
 Internal memory: to save measurements in the device memory.	 Measuring with tolerance range (limit-setting function): Upper and lower limiting can be programmed individually. The process is supported by an audible or visual signal, see the relevant model	 DAkkS calibration possible: The time required for DAkkS calibration is shown in days in the pictogram.
 Data interface RS-232: bidirectional, for connection of printer and PC.	 Measuring units: Weighing units can be switched to e.g. non-metric at the touch of a key. Please refer to website for more details.	 Factory calibration: The time required for factory calibration is specified in the pictogram.
 Data interface USB: To connect the measuring instrument to a printer, PC or other peripheral devices.	 Measuring units: Weighing units can be switched to e.g. non-metric at the touch of a key. Please refer to website for more details.	 Package shipment: The time required for internal shipping preparations is shown in days in the pictogram.
 Data interface Infrared: To transfer data from the measuring instrument to a printer, PC or other peripheral devices.	 ZERO: Resets the display to "0".	 Pallet shipment: The time required for internal shipping preparations is shown in days in the pictogram.

Your KERN specialist dealer:

Impex Produkter AS
Gamle Drammensvei 107
1363 Høvik
www.impex.no
info@impex.no
Tel.: 22 32 77 20