

Photometer Sauter SP



Compact photometer, optimised for accurate light measurement, including LED light measurement

Features

- For measuring illumination of office workstations, production workstations, etc.
- **Photo sensor:** Silicon diode, filtered
- **Cosine correction** for incidence of light at an angle
- **Data-hold function**, to freeze the current measurement
- **1 Rotatable sensor unit** (+90 and -180°) for optimum alignment to the light source
- **Sturdy protective cover** for the photo sensor
- **2 Increased service life:** Impact protection by means of delivery in a soft box with light protection
- **TRACK function** for continuous recording of variable environmental conditions
- **Peak hold function** to capture the peak value
- **Selectable units:** fc (foot-candle), lux
- Easy to toggle between units by a keypress
- Option of fitting a stand on the rear of the housing, 1/4" thread

Technical data

























- Precision up to 20.000 Lux: \pm (4 % of the result + 10 scale intervals)
- Precision from 20,000 Lux: \pm (5 % of the result + 10 scale intervals)
- Repeatability: \pm 2 % of [Max]
- Temperature error: \pm 0,1 % of [Max]/°C
- Measuring frequency: 2 Hz
- Dimensions WxDxH 185x68x38 mm
- Operating temperature and humidity: 0 °C/40 °C, 0-80 % RH
- Ready to use: Battery included, 9 V block, operating time up to 200 hours
- Net weight approx. 130 g

STANDARD

OPTION

Model	Measuring range	Readout	Option	
			Factory calibration certificates	
SAUTER	[Max] lx	[d] lx	KERN	
SP 200K	0-200	0,1	961-190	
	200-2000	1		
	2000-20000	10		
	2000-200000	100		

Pictograms

 Adjusting program (CAL): For quick setting of the instrument's accuracy. External adjusting weight required.	 Control outputs (optocoupler, digital I/O): to connect relays, signal lamps, valves, etc.	 Battery operation: Ready for battery operation. The battery type is specified for each device.
 Calibration block: standard for adjusting or correcting the measuring device.	 Analogue interface: to connect a suitable peripheral device for analogue processing of the measurements	 Rechargeable battery pack: rechargeable set.
 Peak hold function: capturing a peak value within a measuring process.	 Statistics: using the saved values, the device calculates statistical data, such as average value, standard deviation etc.	 Mains adapter: 230V/50Hz in standard version for EU. On request GB, AUS or USA version available.
 Scan mode: continuous capture and display of measurements.	 PC Software: to transfer the measurement data from the device to a PC.	 Power supply: Integrated, 230V/50Hz in EU. More standards e.g. GB, AUS or USA on request.
 Push and Pull: the measuring device can capture tension and compression forces.	 Printer: a printer can be connected to the device to print out the measurement data.	 Motorised drive: The mechanical movement is carried out by a electric motor.
 Length measurement: captures the geometric dimensions of a test object or the movement during a test process.	 GLP/ISO record keeping: of measurement data with date, time and serial number. Only with SAUTER printers	 Motorised drive: The mechanical movement is carried out by a synchronous motor (stepper).
 Focus function: increases the measuring accuracy of a device within a defined measuring range.	 Measuring units: Weighing units can be switched to e.g. non-metric at the touch of a key. Please refer to website for more details.	 Fast-Move: the total length of travel can be covered by a single lever movement.
 Internal memory: to save measurements in the device memory.	 Measuring with tolerance range (limit-setting function): Upper and lower limiting can be programmed individually. The process is supported by an audible or visual signal, see the relevant model	 DAkkS calibration possible: The time required for DAkkS calibration is shown in days in the pictogram.
 Data interface RS-232: bidirectional, for connection of printer and PC.	 ZERO: Resets the display to "0".	 Factory calibration: The time required for factory calibration is specified in the pictogram.
 Data interface USB: To connect the measuring instrument to a printer, PC or other peripheral devices.	 Package shipment: The time required for internal shipping preparations is shown in days in the pictogram.	 Pallet shipment: The time required for internal shipping preparations is shown in days in the pictogram.
 Data interface Infrared: To transfer data from the measuring instrument to a printer, PC or other peripheral devices.		

Your KERN specialist dealer:

Impex Produkter AS
Gamle Drammensvei 107
1363 Høvik
www.impex.no
Tel.: 22 32 77 20