



Sauter GmbH

Ziegelei 1
D-72336 Balingen
E-Mail: info@sauter.eu

Tel: +49-[0]7433- 9933-199
Fax: +49-[0]7433-9933-149
Internet: www.sauter.eu

Instruction Manual Motorized horizontal Test Stand

SAUTER THM-N

Version 1.1
02/2018
GB



PROFESSIONAL MEASURING

THM-N-BA-e-1811



SAUTER THM-N

Version 1.1 02/2018

Instruction Manual

Motorized horizontal Test Stand

Thank you for buying a SAUTER motorized horizontal test stand. We hope you are pleased with the high quality finish of this measurement system with its high repeatability and its big functional range. Compared with its previous version, THM model, this one now is equipped with a digital display, where an exact reading of the travel speed, as well as the pre-set and already navigated cycles can be seen and read.

In addition, the new THM-N is equipped with a height adjustable bench vice with jaws. By means of this, the user gets much better and flexible possibilities of adaptation.

If you have any queries, wishes or helpful suggestions, do not hesitate to call our service number.

Summarize:

1	Scope of delivery	3
2	Photos and drawings with dimensions.....	3
3	Warnings	5
4	Technical description	5
4.	Operation.....	6
5	Adaptation of Force Gauges.....	6
6	Packing, dimensions and weight.....	6

1 Scope of delivery

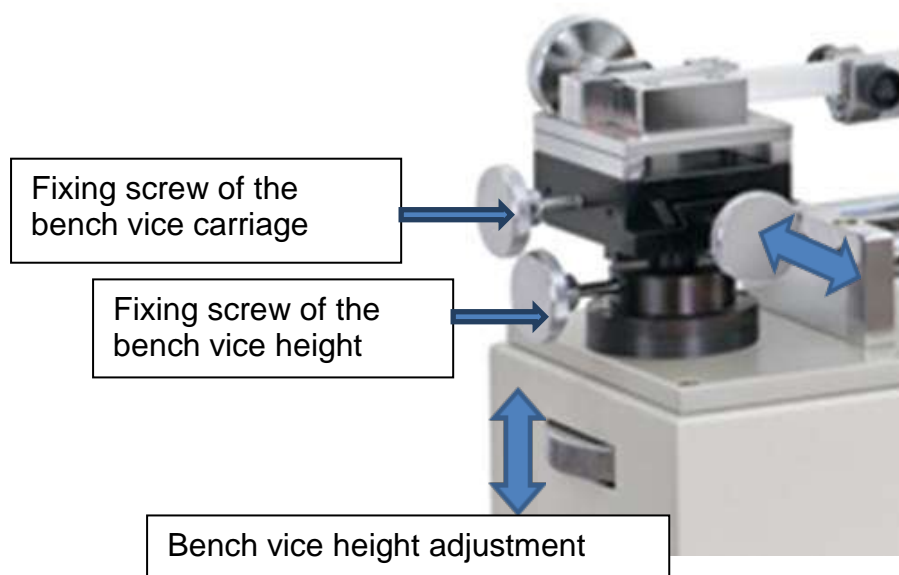
- SAUTER THM
- Instruction Manual

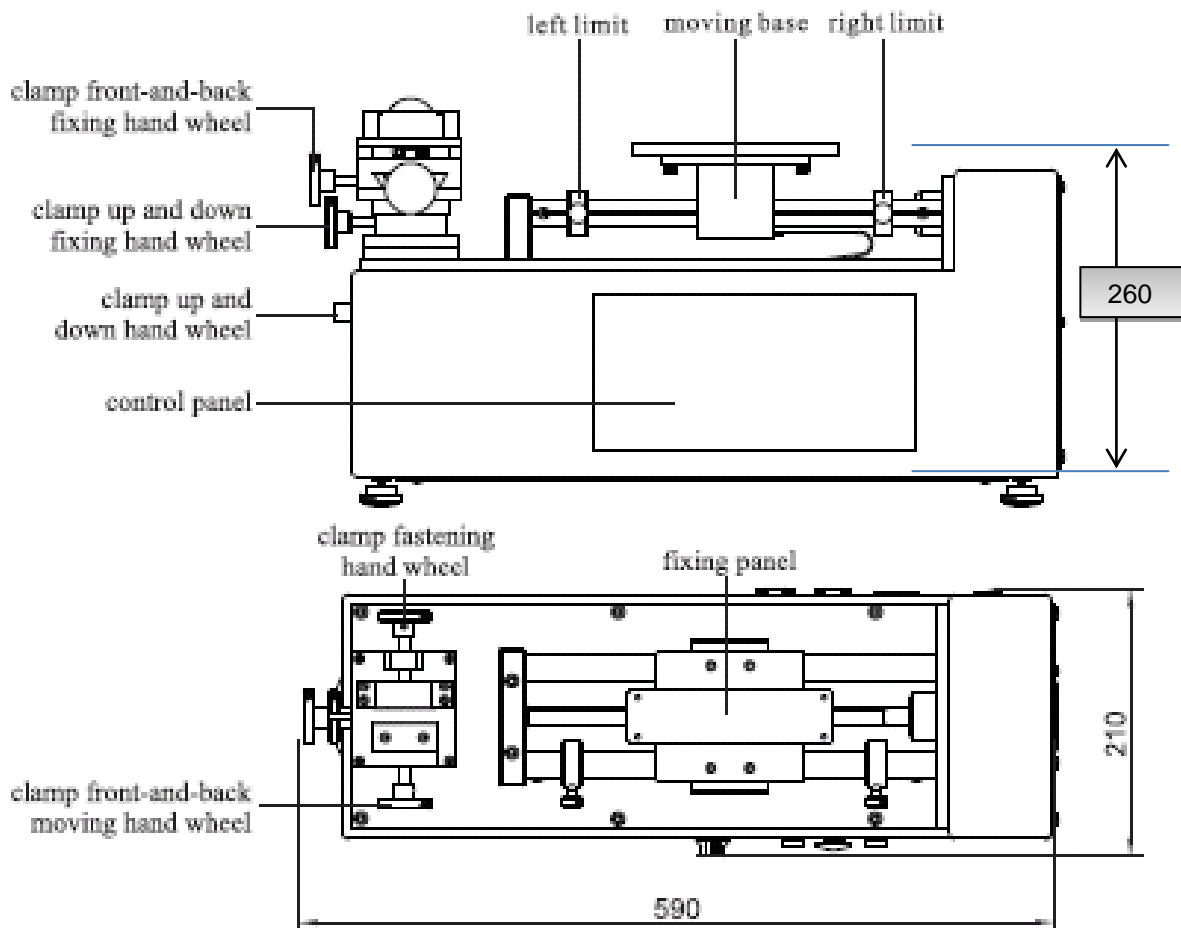
2 Photos and drawings with dimensions

View of back side:

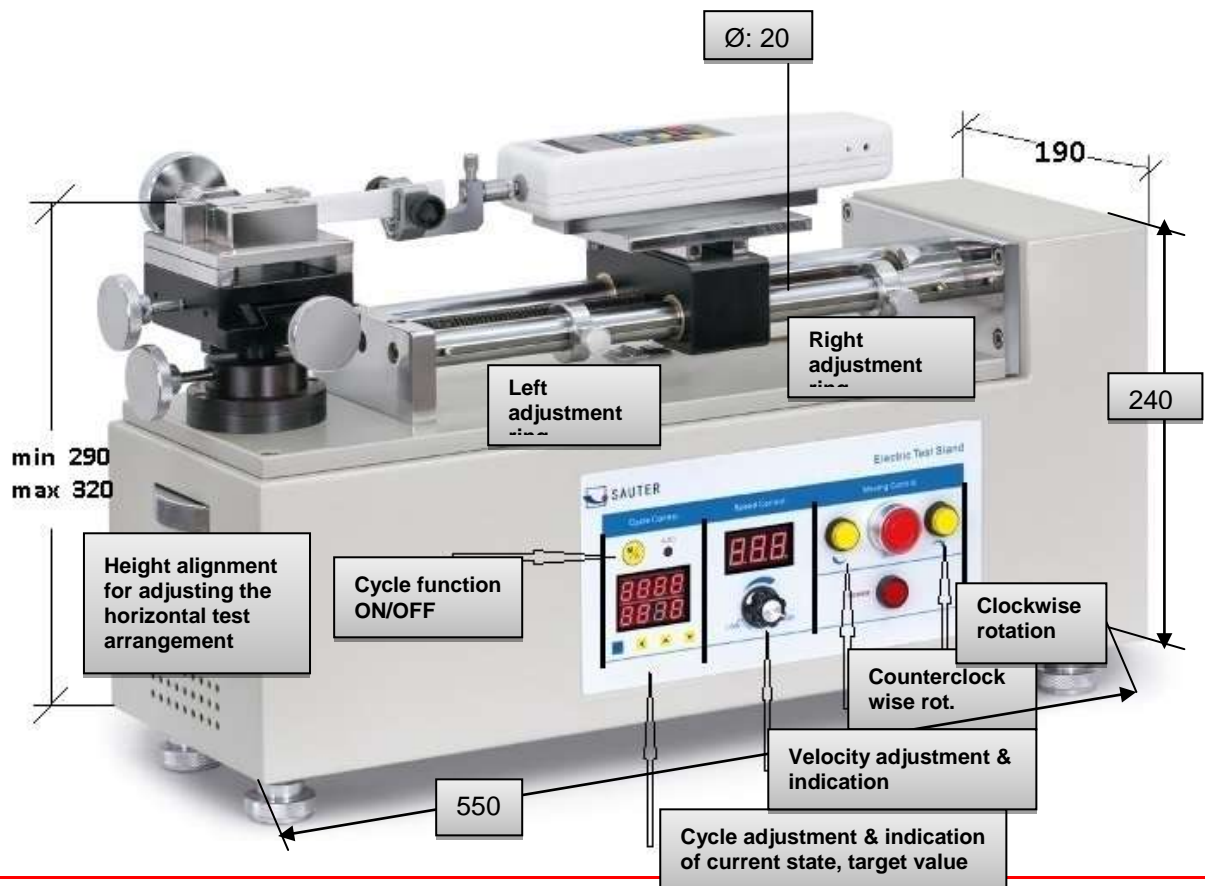


View: height adjustable jaw bench vice with a variety of possibilities of adjustment





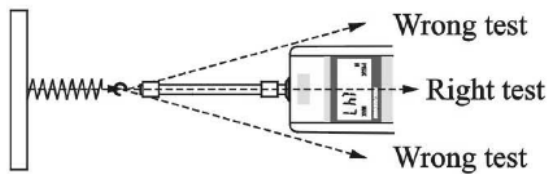
Dimensions in mm



3 Warnings

Force measurements which are carried out in a wrong way, may lead to serious injuries of persons and damages on objects. Therefore they may only be performed by trained staff!

Especially it should be avoided that forces are reacting on the test stand and the force gauge, which are exceeding the instrument's limit load (max.) of test stand or force gauge or which are not reacting in axial direction from the test stand at the force gauge.



4 Technical description

Maximum admissible charge: 500 Newton

Maximum travel length: 220 mm (secured by electronic end switches)

Travel speed: 50-500 mm/min

Working voltage: 230V two-pin earthed plug

Current rating: 1,5 A

Protection mains supply: 3 A

Control system protection: 1,5 A

Working temperature: 10 to 30 °C

The clamping bench vice is mounted on a height- or axial adjustable mounting plate

Repeating function with cycle adjustment

Cycle indication: current state and target value indication (four-digit)

Can be combined with length measuring device LB (with serial interface) e.g. for use with AFH FD (force/ displacement) software: Scale length: 200mm, readout: 0.01mm

4. Operation

- Turn on power switch
- Adjust the left and right adjustment- / lock ring (=travel distance)
- Choose between manual operation or cycle testing
- Choose travel speed of travel distance at the controller (regulator)
- Switch on cycle tests with yellow button M/A (red LED lights up):
 1. Zeroing of cycle test current state by pressing the blue button
 2. Adjustment of cycle target value by pressing the yellow buttons
With button "arrow left" the number has to be chosen (number is flickering)
During the number is flickering, insert desired numerical value at button "arrow up/down"
Takeover of values when numbers are shining permanently
 3. Cycle begins with start „clockwise or counterclockwise movement “
 4. End of cycle when the cycle target value is reached
- Please take care of horizontal and axial force effects (force displacement)!

5 Adaptation of Force Gauges

With 4x M 3 screws on the mounting plate provided

6 Packing, dimensions and weight

Net weight: 35 kg

Packing : robust wooden box (710x295x390 mm)

In cases of an electrical overcharge, the test stand has got an electronic fuse protection. It is incorporated in the socket of the current supply and can be substituted as necessary (with a screwdriver).

Annotation:

To have a look at the CE Declaration of Conformity, please click onto the following link: <https://www.kern-sohn.com/shop/de/DOWNLOADS/>