

Sound level meter SAUTER SU



Professional sound level meter

Features

- **Professional sound level meter** for measuring noise in areas such as, environment, mechanical applications, car industry and much more
- Measures the sound intensity in the workplace
- Helps in differentiating between normal noise influences, and excessive noise, nuisances e.g. in a production hall
- **1 Data interface RS-232**, included
- **2 Delivered in a robust carrying case**
- **Multi measuring functions:**
 Lp: Standard sound level measuring function
 Leq: Energy equivalent sound level measuring mode (type A)
 Ln: Shows the deviation from a pre-defined limit in %
- Selectable methods of evaluation:
 A: As sensitive as the human ear
 C: Sensitive for noisier environmental conditions, where there are machines, plant, motors etc.
 F: For areas with constant sound intensity
- **Limit value function:** Programmable target value for go/no-go test values
- **Track function** for continuous recording of changing environmental conditions
- **Peak Hold Mode** to capture peaks
- **Internal memory for measured values**, for 30 measurements. Can be displayed on the PC

Technical data

- Precision: 3 % of [Max]
- Dimensions WxDxH 236x63x26 mm
- Battery operation, batteries standard 4x 1.5 V AAA
- Net weight approx. 170 g
































Accessories

- **Data transfer software**, interface cable included, SAUTER ATC-01
- **Adjustment device** for regular adjustment of the sound level meter, SAUTER ASU-01
- **Foam windshield**, SAUTER ASU-02

STANDARD						OPTION
PEAK	MEMORY	RS 232	TOL	BATT	1 DAY	SOFTWARE

Model	Type	Measuring range	Readout	
SAUTER		[Max] dB	[d] dB	
SU 130.	Lp A	30-130	0,1	
	Lp C	35-130		
	Lp F	35-130		

Pictograms

 Adjusting program (CAL): For quick setting of the instrument's accuracy. External adjusting weight required.	 Control outputs (optocoupler, digital I/O): to connect relays, signal lamps, valves, etc.	 Battery operation: Ready for battery operation. The battery type is specified for each device.
 Calibration block: standard for adjusting or correcting the measuring device.	 Analogue interface: to connect a suitable peripheral device for analogue processing of the measurements	 Rechargeable battery pack: rechargeable set.
 Peak hold function: capturing a peak value within a measuring process.	 Statistics: using the saved values, the device calculates statistical data, such as average value, standard deviation etc.	 Mains adapter: 230V/50Hz in standard version for EU. On request GB, AUS or USA version available.
 Scan mode: continuous capture and display of measurements.	 PC Software: to transfer the measurement data from the device to a PC.	 Power supply: Integrated, 230V/50Hz in EU. More standards e.g. GB, AUS or USA on request.
 Push and Pull: the measuring device can capture tension and compression forces.	 Printer: a printer can be connected to the device to print out the measurement data.	 Motorised drive: The mechanical movement is carried out by an electric motor.
 Length measurement: captures the geometric dimensions of a test object or the movement during a test process.	 GLP/ISO record keeping: of measurement data with date, time and serial number. Only with SAUTER printers	 Motorised drive: The mechanical movement is carried out by a synchronous motor (stepper).
 Focus function: increases the measuring accuracy of a device within a defined measuring range.	 Measuring units: Weighing units can be switched to e.g. non-metric at the touch of a key. Please refer to website for more details.	 Fast-Move: the total length of travel can be covered by a single lever movement.
 Internal memory: to save measurements in the device memory.	 Measuring with tolerance range (limit-setting function): Upper and lower limiting can be programmed individually. The process is supported by an audible or visual signal, see the relevant model	 DAkkS calibration possible: The time required for DAkkS calibration is shown in days in the pictogram.
 Data interface RS-232: bidirectional, for connection of printer and PC.		 Factory calibration: The time required for factory calibration is specified in the pictogram.
 Data interface USB: To connect the measuring instrument to a printer, PC or other peripheral devices.		 Package shipment: The time required for internal shipping preparations is shown in days in the pictogram.
 Data interface Infrared: To transfer data from the measuring instrument to a printer, PC or other peripheral devices.	 ZERO: Resets the display to "0".	 Pallet shipment: The time required for internal shipping preparations is shown in days in the pictogram.

Your KERN specialist dealer:

Impex Produkter AS
Gamle Drammensvei 107
1363 Høvik
www.impex.no
info@impex.no
Tel.: 22 32 77 20