

Ultrasonic thickness gauge SAUTER TU-US



Premium ultrasonic thickness gauge

Features

- **External sensor** for difficult-to-access measurements
- **Base plate for adjustment** included
- **1 Data interface RS-232**
- **2 Delivered in a robust carrying case**
- **Scan mode** (10 measurements per sec.) or single point measuring mode possible
- **Internal memory** for up to 20 files (with up to 100 values per file)
- **Measuring with tolerance range (limit-setting function):** Upper and lower limiting can be programmed individually. The process is supported by an audible and visual signal.
- **Selectable measuring units:** mm, inch
- Robust metal housing

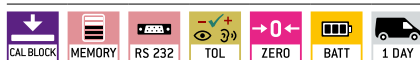
Technical data

- Precision: 0,5 % of [Max] ± 0,04 mm
- Dimensions W×D×H 76×32×132 mm
- Battery operation, batteries standard 2× 1.5 V AA
- Net weight approx. 345 g

Accessories

- **Data transfer software**, interface cable included, SAUTER ATU-04
- **External sensor**, 2,5 MHz, ø 14 mm, for thick samples, in particular cast iron with rough upper surfaces: Measuring range 3–300 mm (steel), SAUTER ATU-US01
- **External sensor**, 7 MHz, ø 6 mm, for thin test materials: Measuring range 0,75–80 mm (steel), SAUTER ATU-US02
- **External sensor**, 6 MHz, ø 6 mm, for thin test materials: Measuring range (steel) 1–50 mm, SAUTER ATB-US01
- **External sensor**, 5 MHz, ø 12 mm, for hot test materials: Measuring range (steel) 3–200 mm at temperatures of up to 300 °C, SAUTER ATB-US02
- **External sensor**, 5 MHz, ø 10 mm, SAUTER ATU-US09
- **External sensor**, 5 MHz, ø 10 mm, transducer at an angle of 90°, SAUTER ATU-US10
- **Ultrasound contact gel**, standard, can be reordered, approx. 60 ml, SAUTER ATB-US03

STANDARD



























OPTION



Model	Measuring range [Max] mm	Readout [d] mm	Sensor	Sound velocity m/sec	Option Factory calibration certificates	
					KERN	
SAUTER TU 80-0.01US.	0,75–80	0,01	7 MHz ø 6 mm	1000–9999	961-113	
TU 230-0.01US.	1,2–200 230	0,01 0,1	5 MHz ø 10 mm	1000–9999	961-113	
TU 300-0.01US.	3–200 300	0,01 0,1	2,5 MHz ø 14 mm	1000–9999	961-113	

Pictograms

 Adjusting program (CAL): For quick setting of the instrument's accuracy. External adjusting weight required.	 Control outputs (optocoupler, digital I/O): to connect relays, signal lamps, valves, etc.	 Battery operation: Ready for battery operation. The battery type is specified for each device.
 Calibration block: standard for adjusting or correcting the measuring device.	 Analogue interface: to connect a suitable peripheral device for analogue processing of the measurements	 Rechargeable battery pack: rechargeable set.
 Peak hold function: capturing a peak value within a measuring process.	 Statistics: using the saved values, the device calculates statistical data, such as average value, standard deviation etc.	 Mains adapter: 230V/50Hz in standard version for EU. On request GB, AUS or USA version available.
 Scan mode: continuous capture and display of measurements.	 PC Software: to transfer the measurement data from the device to a PC.	 Power supply: Integrated, 230V/50Hz in EU. More standards e.g. GB, AUS or USA on request.
 Push and Pull: the measuring device can capture tension and compression forces.	 Printer: a printer can be connected to the device to print out the measurement data.	 Motorised drive: The mechanical movement is carried out by an electric motor.
 Length measurement: captures the geometric dimensions of a test object or the movement during a test process.	 GLP/ISO record keeping: of measurement data with date, time and serial number. Only with SAUTER printers	 Motorised drive: The mechanical movement is carried out by a synchronous motor (stepper).
 Focus function: increases the measuring accuracy of a device within a defined measuring range.	 Measuring units: Weighing units can be switched to e.g. non-metric at the touch of a key. Please refer to website for more details.	 Fast-Move: the total length of travel can be covered by a single lever movement.
 Internal memory: to save measurements in the device memory.	 Measuring with tolerance range (limit-setting function): Upper and lower limiting can be programmed individually. The process is supported by an audible or visual signal, see the relevant model	 DAkkS calibration possible: The time required for DAkkS calibration is shown in days in the pictogram.
 Data interface RS-232: bidirectional, for connection of printer and PC.		 Factory calibration: The time required for factory calibration is specified in the pictogram.
 Data interface USB: To connect the measuring instrument to a printer, PC or other peripheral devices.		 Package shipment: The time required for internal shipping preparations is shown in days in the pictogram.
 Data interface Infrared: To transfer data from the measuring instrument to a printer, PC or other peripheral devices.	 ZERO: Resets the display to "0".	 Pallet shipment: The time required for internal shipping preparations is shown in days in the pictogram.

Your KERN specialist dealer:

Impex Produkter AS
Gamle Drammensvei 107
1363 Høvik
www.impex.no
info@impex.no
Tel.: 22 32 77 20